

The background of the entire page is a photograph of a fountain. The fountain has a central, tall, narrow column of water that tapers to a point at the top. Below this central column are several smaller, wider jets of water that arc outwards. The water is illuminated from below, giving it a bright, golden-yellow glow. The fountain is set against a dark, textured stone wall. The overall scene is captured in a low-angle shot, looking up at the fountain.

Southampton Safe City Strategy 2022-2027 Consultation

Full results summary

Data, Intelligence & Insight Team
December 2021



Introduction & methodology





- Southampton City Council undertook public consultation on a draft Safe City Strategy 2022-2027
- This consultation took place between **10 August 2021** and **08 November 2021**
- The aim of this consultation was to
 - Communicate clearly to residents and stakeholders the draft Safe City Strategy 2022-2027
 - Ensure any resident, business or stakeholder who wished to comment on the proposals had the opportunity to do so, enabling them to raise any impacts the proposals may have, and
 - Allow participants to propose alternative suggestions for consideration which they feel could achieve the objectives in a different way
- This report summarises the aims, principles, methodology and results of the public consultation; it provides a summary of the consultation responses both for the consideration of decision makers and any interested individuals and stakeholders
- It is important to be mindful that a consultation is not a vote – it is an opportunity for stakeholders to express their views, concerns and alternatives to a proposal; equally, responses from the consultation should be considered in full before any final decisions are made
- This report outlines in detail the representations made during the consultation period so that decision makers can consider what has been said alongside other information



Southampton City Council is committed to consultations of the highest standard, which are meaningful and comply with the *Gunning Principles* (considered to be the legal standard for consultations):

1. Proposals are still at a formative stage (a final decision has not yet been made)
2. There is sufficient information put forward in the proposals to allow 'intelligent consideration'
3. There is adequate time for consideration and response
4. Conscientious consideration must be given to the consultation responses before a decision is made



Rules: The Gunning Principles

They were coined by Stephen Sedley QC in a court case in 1985 relating to a school closure consultation (R v London Borough of Brent ex parte Gunning). Prior to this, very little consideration had been given to the laws of consultation. Sedley defined that a consultation is only legitimate when these four principles are met:

- 1. proposals are still at a formative stage**
A final decision has not yet been made, or predetermined, by the decision makers
- 2. there is sufficient information to give 'intelligent consideration'**
The information provided must relate to the consultation and must be available, accessible, and easily interpretable for consultees to provide an informed response
- 3. there is adequate time for consideration and response**
There must be sufficient opportunity for consultees to participate in the consultation. There is no set timeframe for consultation,¹ despite the widely accepted twelve-week consultation period, as the length of time given for consultee to respond can vary depending on the subject and extent of impact of the consultation
- 4. 'conscientious consideration' must be given to the consultation responses before a decision is made**
Decision-makers should be able to provide evidence that they took consultation responses into account

These principles were reinforced in 2001 in the 'Coughlan Case (R v North and East Devon Health Authority ex parte Coughlan²), which involved a health authority closure and confirmed that they applied to all consultations, and then in a Supreme Court case in 2014 (R ex parte Moseley v LB Haringey³), which endorsed the legal standing of the four principles. Since then, the Gunning Principles have formed a strong legal foundation from which the legitimacy of public consultations is assessed, and are frequently referred to as a legal basis for judicial review decisions.⁴

¹ In some local authorities, their local voluntary Compact agreement with the third sector may specify the length of time they are required to consult for. However, in many cases, the Compact is either inactive or has been cancelled so the consultation timeframe is open to debate

² BAILII, [England and Wales Court of Appeal \(Civil Decision\) Decisions](#), Accessed: 13 December 2016.

³ BAILII, [United Kingdom Supreme Court](#), Accessed: 13 December 2016

⁴ The information used to produce this document has been taken from the Law of Consultation training course provided by The Consultation Institute



- The agreed approach for this consultation was to use an online questionnaire as the main route for feedback; questionnaires enable an appropriate amount of explanatory and supporting information to be included in a structured questionnaire, helping to ensure respondents are aware of the background and detail of the proposals
- Respondents could also write letters or emails to provide feedback on the proposals; emails or letters from stakeholders that contained consultation feedback were collated and analysed as a part of the overall consultation
- The consultation was promoted in the following ways:
 - Promoted to the Peoples Panel (3,700 members)
 - Council e-bulletins
 - Social media channels
 - The link was shared with partner organisations
- All questionnaire results have been analysed and presented in graphs within this report. Respondents were given opportunities throughout the questionnaire to provide written feedback on the proposals. In addition, anyone could provide feedback via letters and emails. All written responses and questionnaire comments have been read and then assigned to categories based upon sentiment or theme.



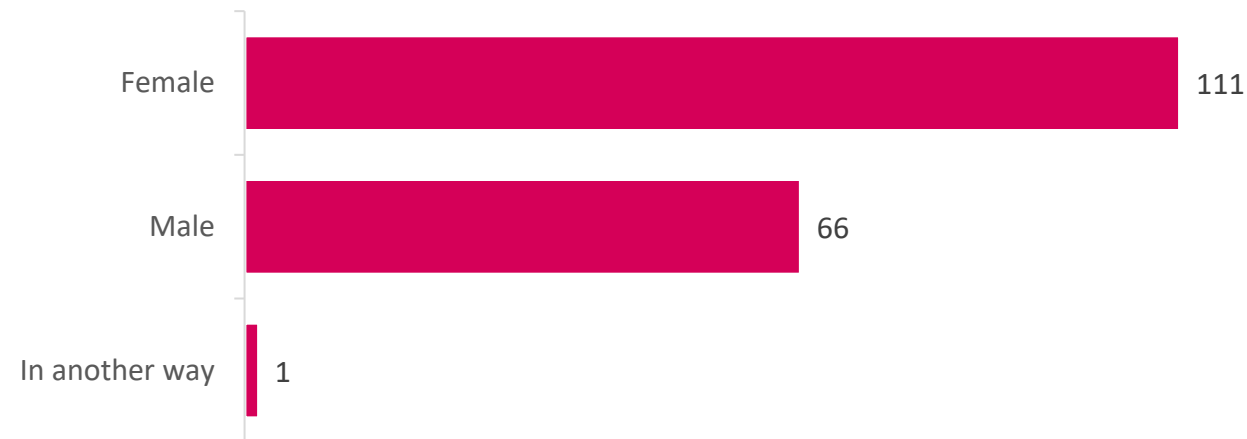
Who are the respondents?



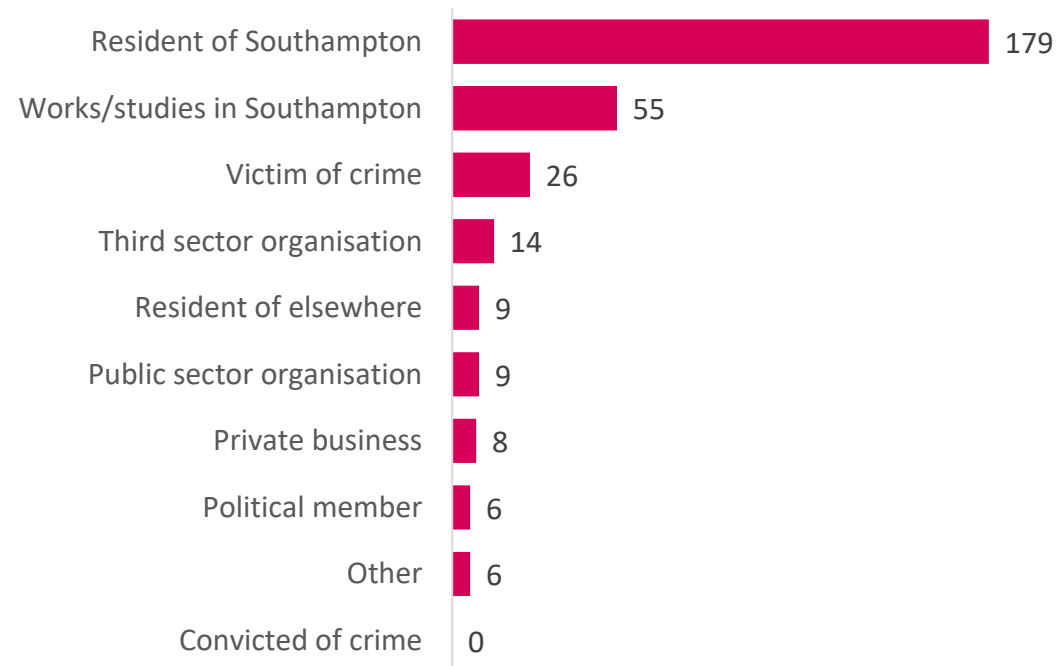
Number of responses

Questionnaire	205
Email / letter	3
TOTAL	208

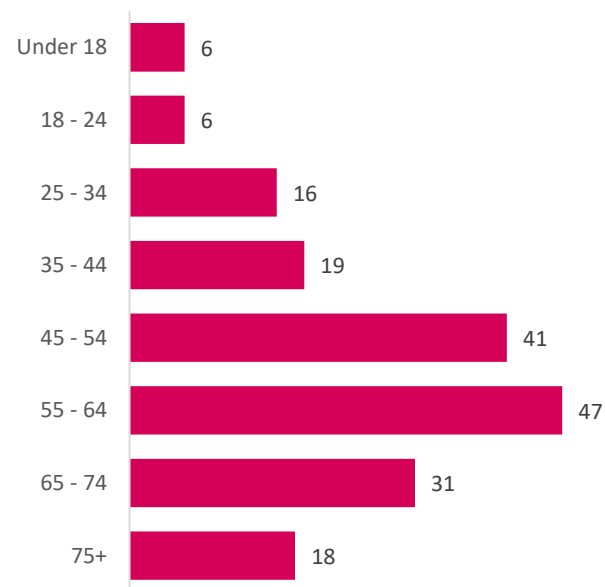
Gender identity



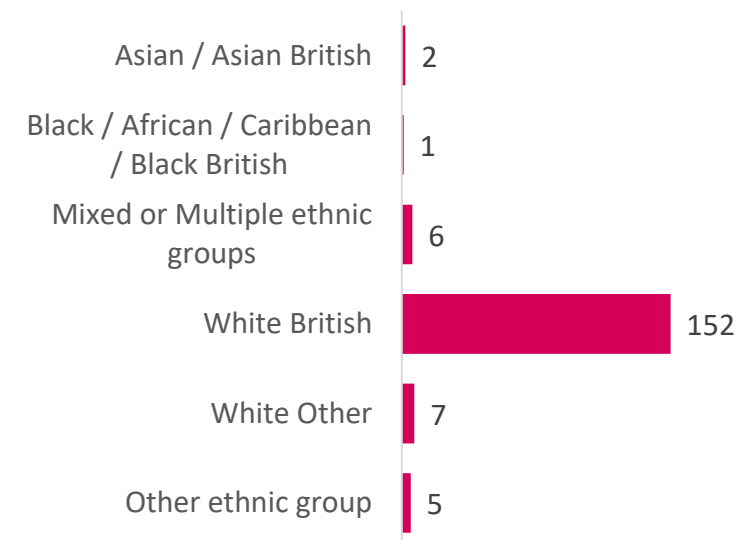
Interest in consultation



Age



Ethnicity





Consultation findings





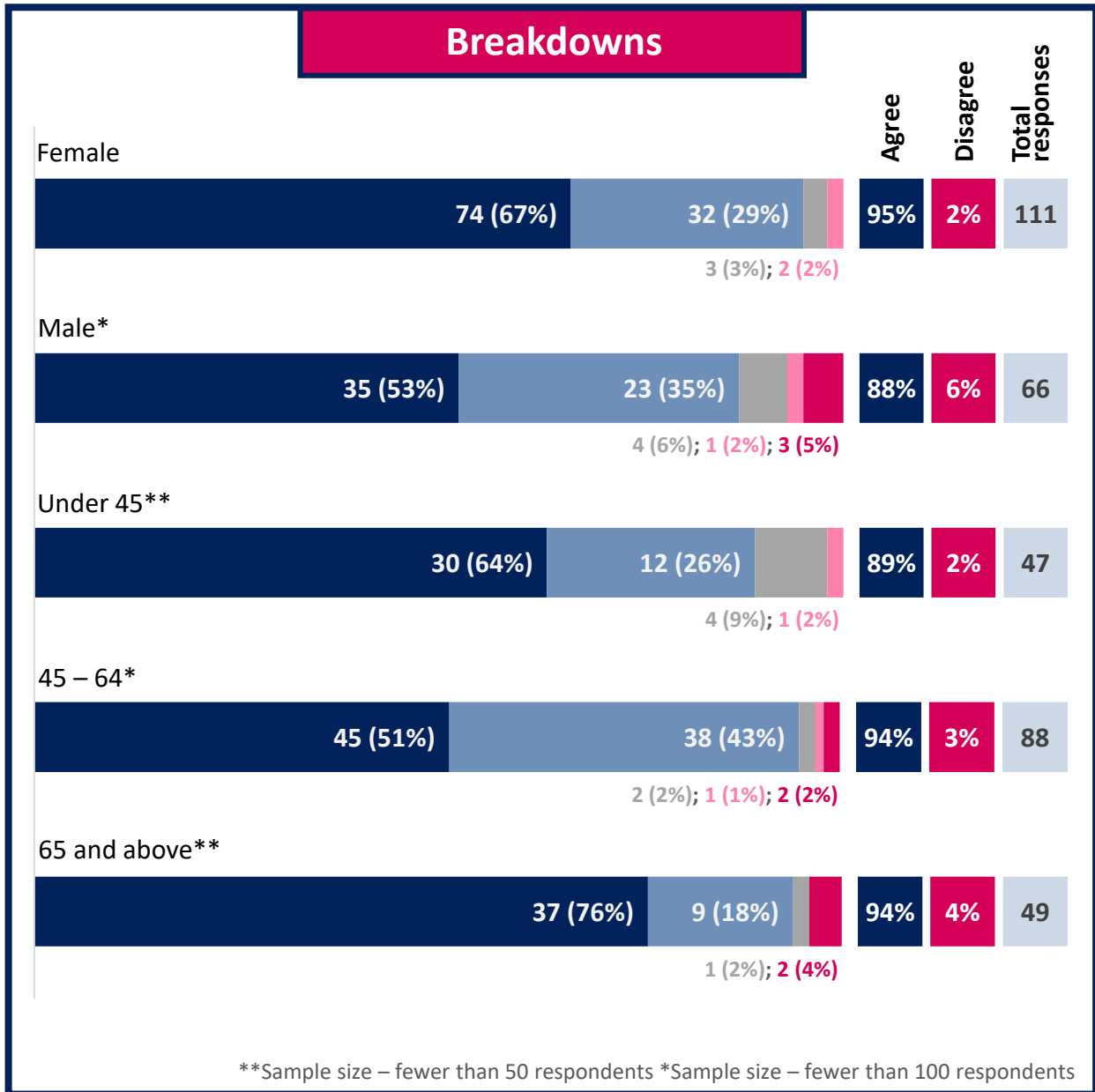
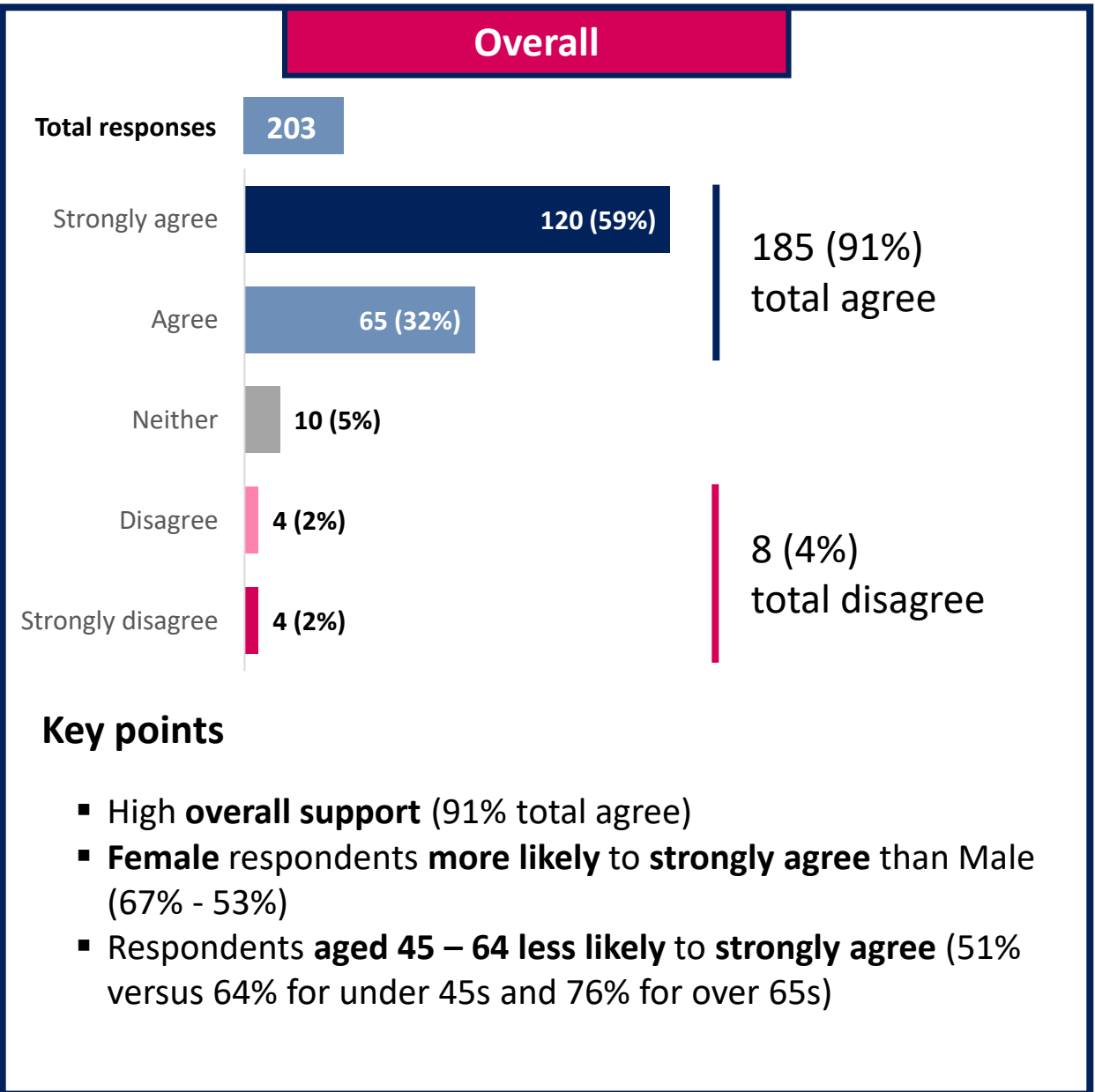
Priority 1: Keeping people safe from harm

As part of this first priority there were proposals to focus on the following outcomes:

- We will make Southampton a place where all people feel safe in their surroundings.
- Children and young people are at the heart of our response and live safely within their homes and local communities.
- Ensure communities, visitors and business have the confidence and the appropriate tools to report anti-social behaviour, crime including, hate crime and cybercrime, making them feel supported and empowered.
- Strengthen support for victims of domestic abuse and work together to tackle violence against women and girls.
- Work together to stop perpetrators of modern-day slavery.



- *The questionnaire asked everyone for their opinion on the priority as a whole. It also offered the opportunity for respondents to answer more detailed feedback on the individual outcomes if they wanted to. There were free text boxes for respondents to provide more detailed feedback.*





Priority 1 Keeping people safe from harm - outcomes



Overall

“We will make Southampton a place where all people feel safe in their surroundings”



Total Agree	Total Disagree	Total responses
83%	6%	70

“Children and young people are at the heart of our response and live safely within their homes and local communities”



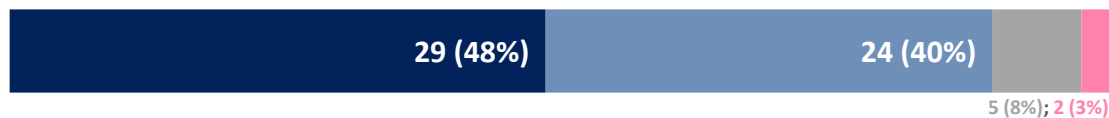
Total Agree	Total Disagree	Total responses
87%	4%	55

“Ensure communities, visitors and businesses have the confidence and the appropriate tools to report anti-social behaviour, crime including, hate crime and cybercrime, making them feel supported and empowered”



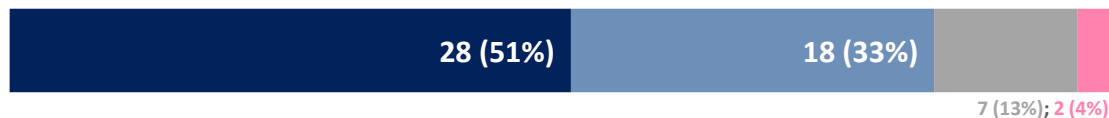
Total Agree	Total Disagree	Total responses
85%	3%	61

“Strengthen support for victims of domestic abuse and work together to tackle violence against women and girls”



Total Agree	Total Disagree	Total responses
88%	3%	60

“Work together to stop perpetrators of modern-day slavery”



Total Agree	Total Disagree	Total responses
84%	4%	55

■ Strongly agree ■ Agree ■ Neither ■ Disagree ■ Strongly disagree

Key points

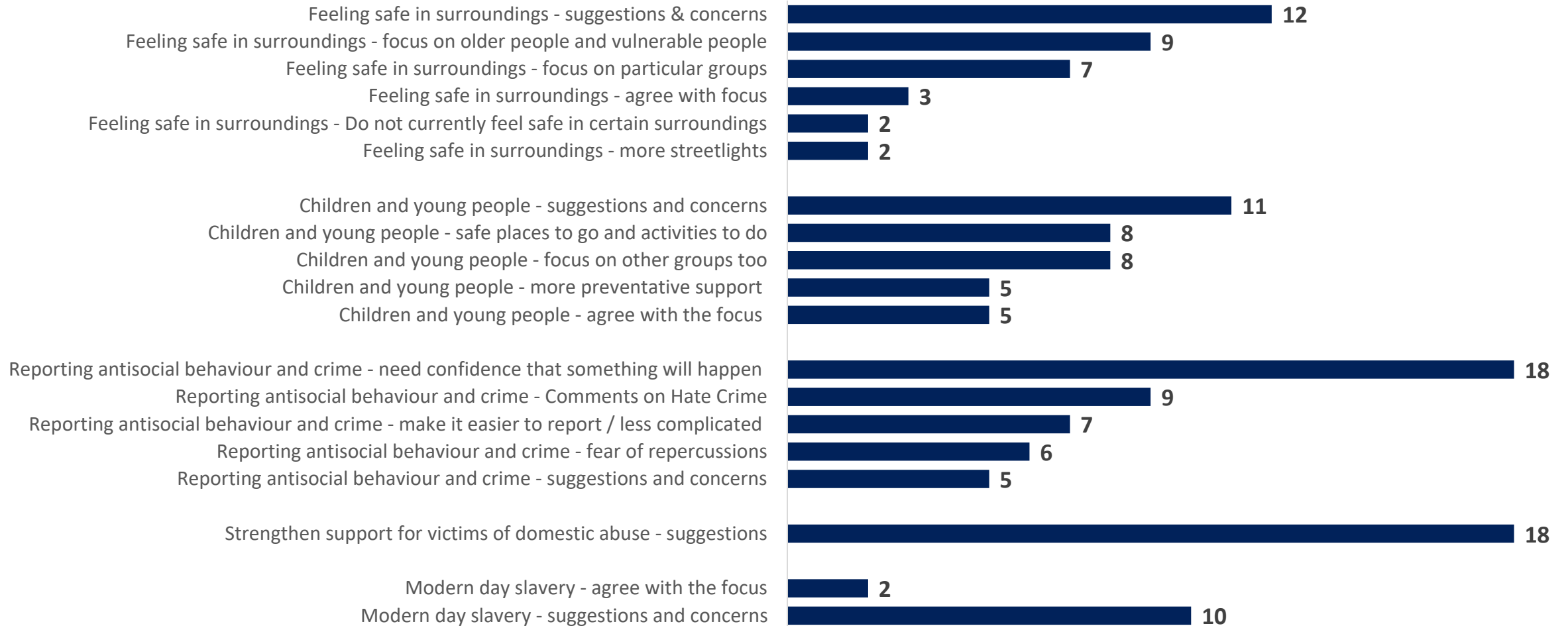
- All outcomes **broadly supported** at the **similar level** (range 83 – 88% total agree), **slightly lower** than the **main Priority** (91% agree)
- **Outcome 3** (“Ensure communities...”) **slightly less supported** than others (36% strongly agree and 49% agree)
- Count of **responses** for all outcomes are too small for **viable demographic breakdown** analysis (note, outcome questions were routed, which may explain some of the difference in levels of response with the main priority questions)



A total of 87 respondents provided a comment on Priority 1.

Comment themes

Total respondents

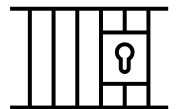




Priority 2: Preventing and reducing offending

As part of this second priority there were proposals to focus on the following outcomes:

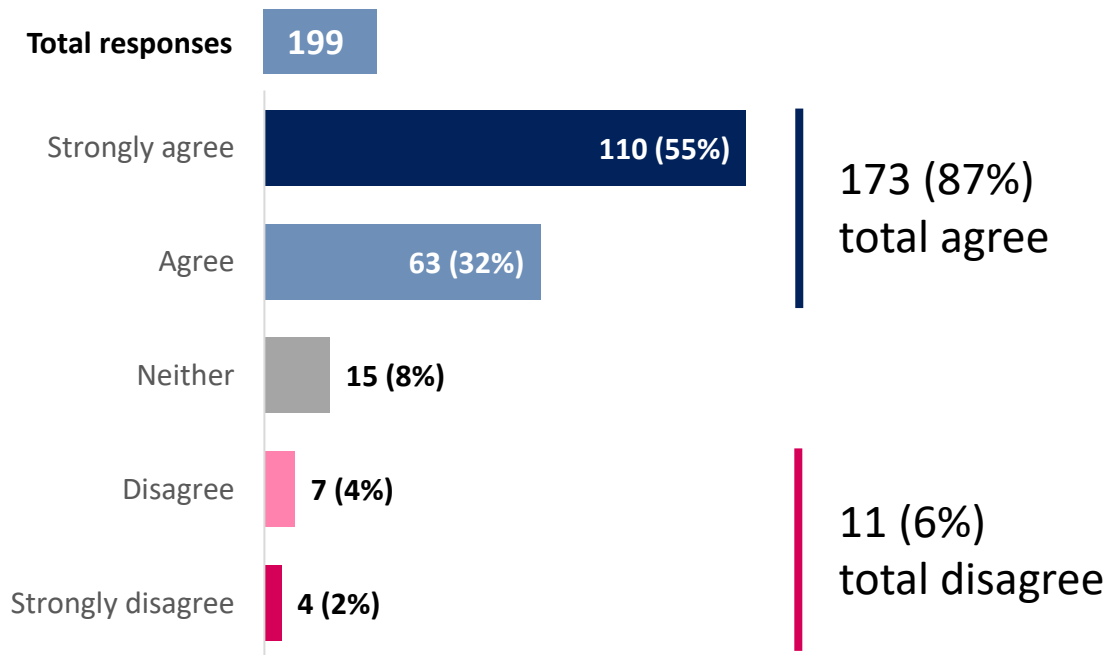
- Improve crime prevention and reduce reoffending.
- Continue our public health approach to understand and tackle the underlying causes of serious violence in our city.
- Implement the Domestic Abuse Act 2021.
- Ensure potential or rehabilitating offenders can access the support they need including on release from custody or prison.



- *The questionnaire asked everyone for their opinion on the priority as a whole. It also offered the opportunity for respondents to answer more detailed feedback on the individual outcomes if they wanted to. There were free text boxes for respondents to provide more detailed feedback.*



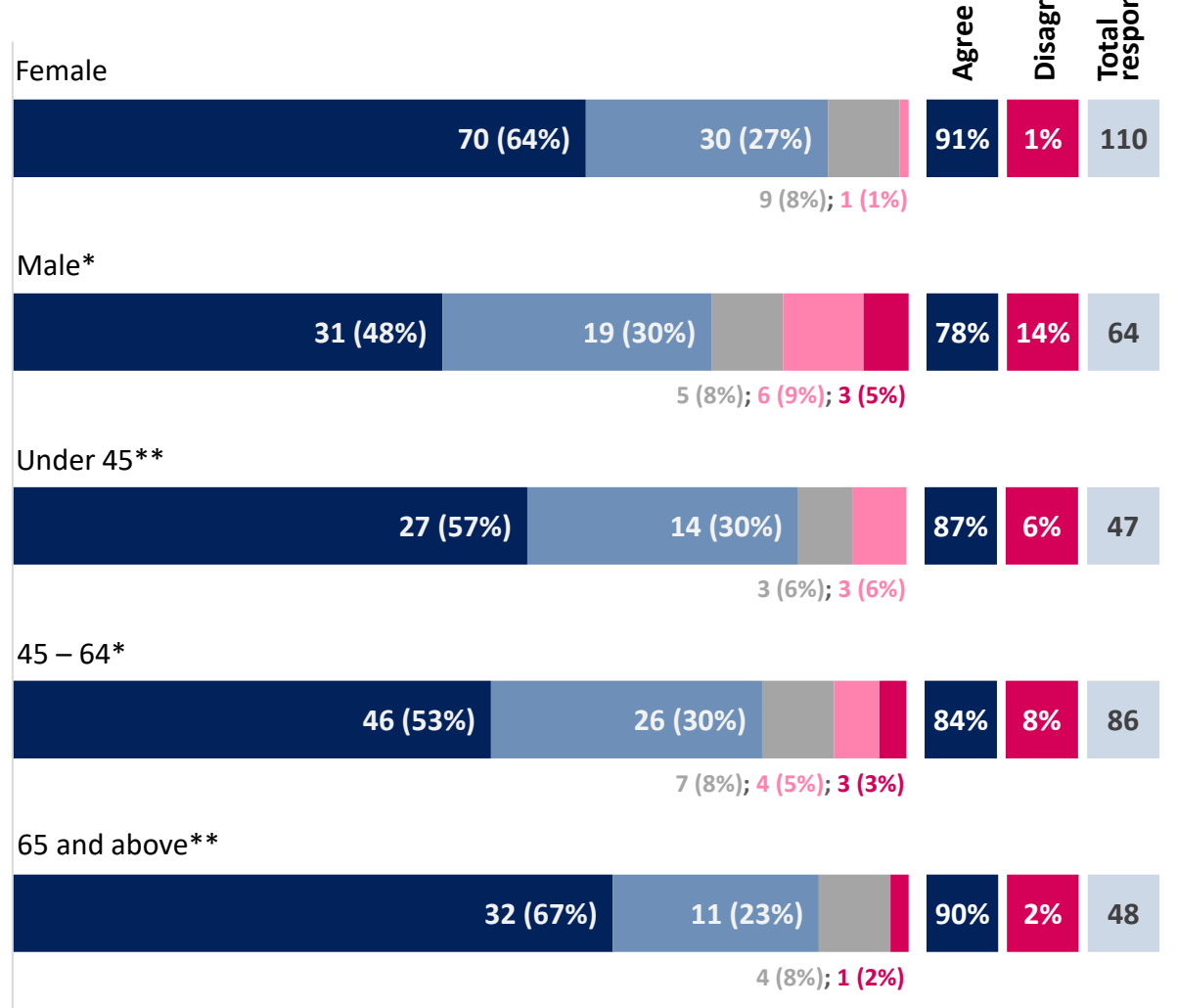
Overall



Key points

- High **overall support** (87% total agree) but the lowest of the three priorities
- **Male** respondents **less** likely to **agree** than Female (78% to 91%) and more likely to **disagree** (14% to 1%)
- Respondents aged **45 – 64** slightly **less** likely to agree (84% total agreed compared to 87% for under 45s and 90% for over 65s)

Breakdowns



**Sample size – fewer than 50 respondents *Sample size – fewer than 100 respondents

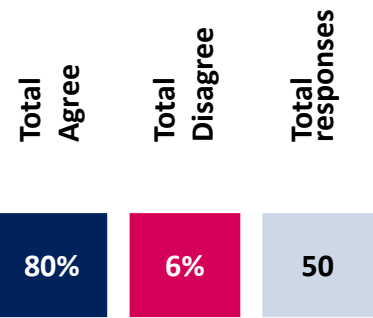
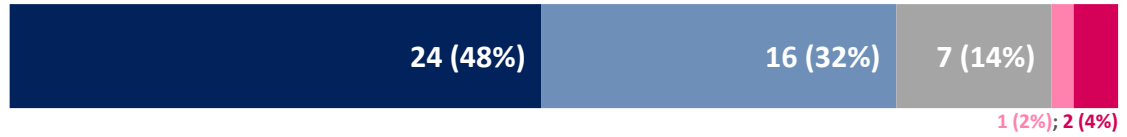


Priority 2 Preventing and reducing offending - outcomes

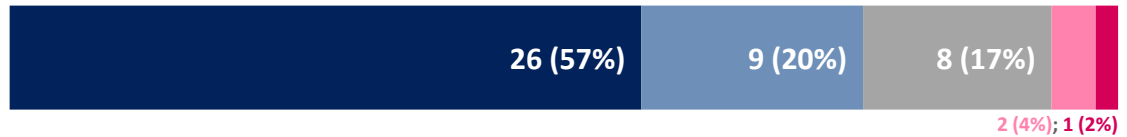


Overall

“Improve crime prevention and reduce reoffending”



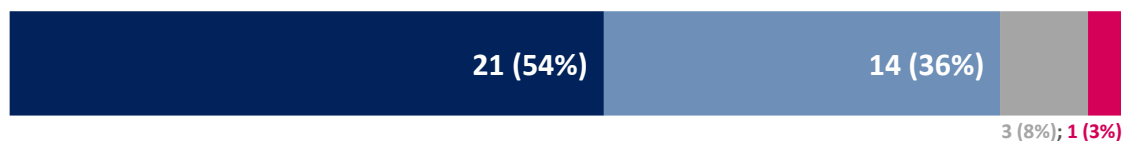
“Continue our public health approach to understand and tackle the underlying causes of serious violence in our city”



“Implement the Domestic Abuse Act 2021”



“Ensure potential or rehabilitating offenders can access the support they need including on release from custody or prison”



Legend: Strongly agree (dark blue), Agree (medium blue), Neither (grey), Disagree (pink), Strongly disagree (red), Agree (dark blue), Disagree (pink), Total (light blue)

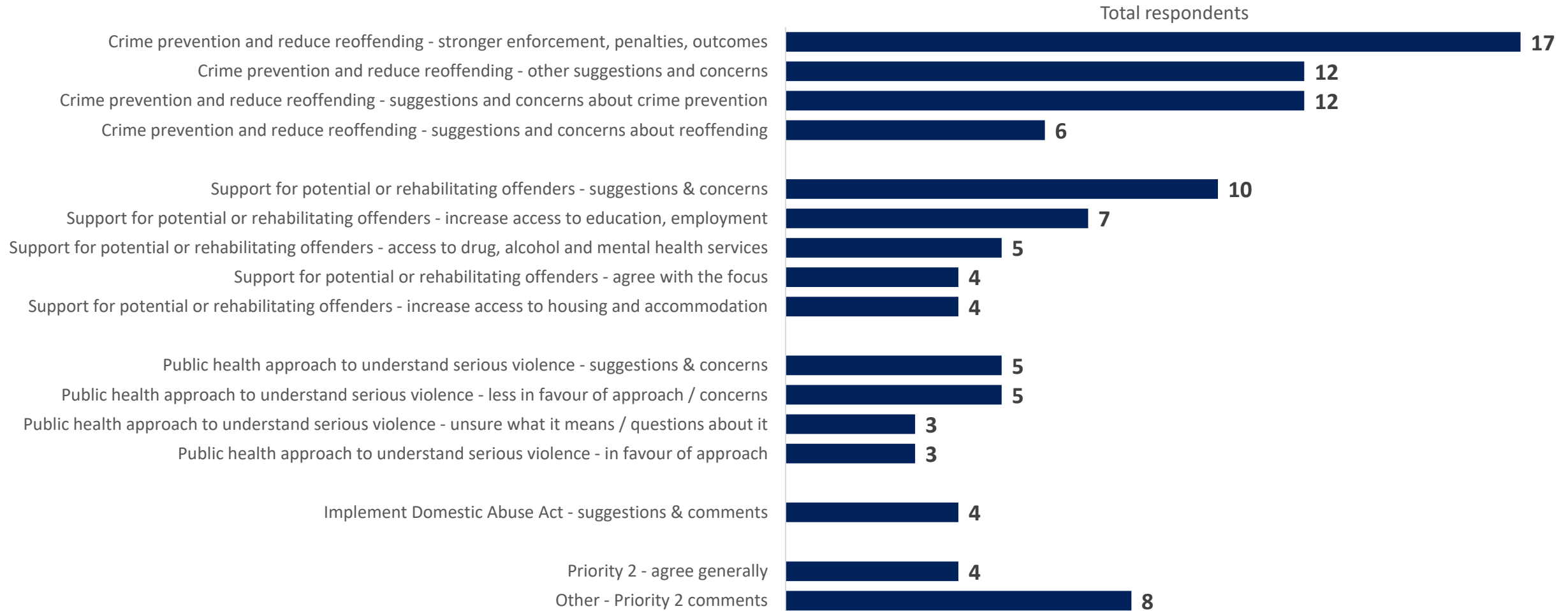
Key points

- **Significant** support for **all** outcomes (between 76% and 90% total agree per outcome)
- Slightly **lower** strength of support for **Outcome 1** (“Improve crime prevention...”) than other outcomes (48% strongly agreed compared to the next lowest of 54%)
- Count of **responses** for all outcomes are too small for **viable demographic breakdown** analysis (note, outcome questions were routed, which may explain some of the difference in levels of response with the main priority questions)



A total of 84 respondents provided a comment on Priority 2.

Comment themes

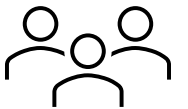




Priority 3: Creating safe and stronger communities

As part of this third priority there were proposals to focus on the following outcomes:

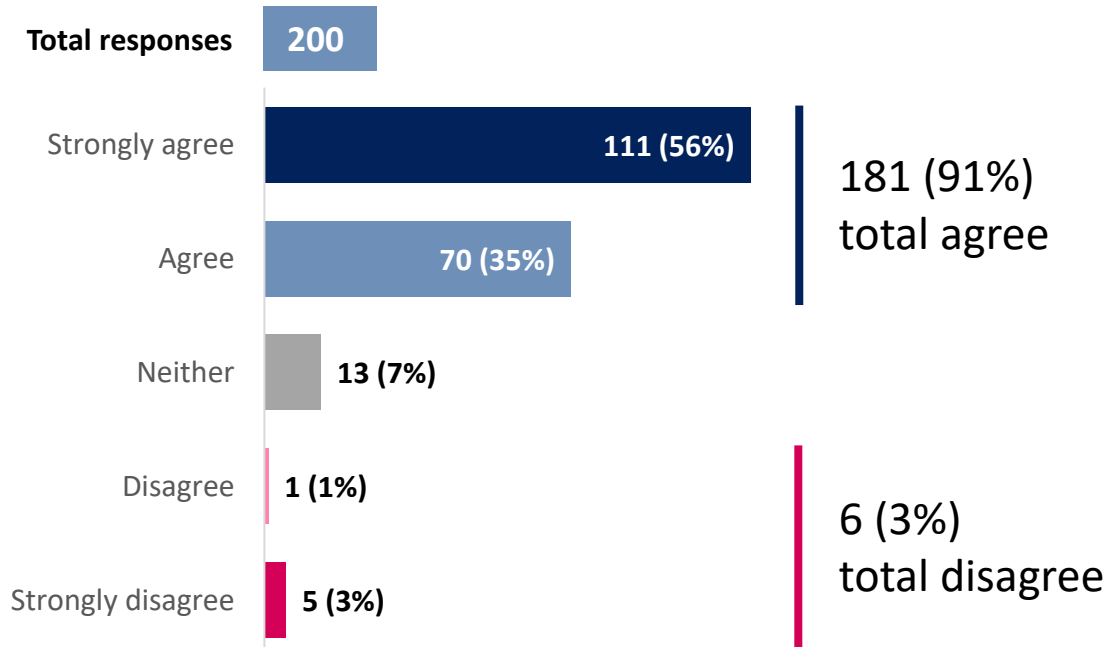
- Build resilience in our residents, communities including the business community, to build safer, stronger and more cohesive communities.
- Keep residents in the city safe from the risk of fire.
- Reduce the harm to community safety from drugs and alcohol.
- Protecting our vulnerable adults in society from being scammed through financial and online crime.
- Further develop collaborative partnerships, such as with the Office of the Police and Crime Commissioners to support evidence-based initiatives that can help reduce the risk of crime and disorder.
- Develop data and intelligence gathering to enhance understanding of crime issues and community tensions understand the impact of the pandemic on crime and disorder, including serious violence.
- Work together to minimise the risks caused by radicalisation and extremism.
- Strengthen our collective responses to address all forms of anti-social behaviour across our city.



- *The questionnaire asked everyone for their opinion on the priority as a whole. It also offered the opportunity for respondents to answer more detailed feedback on the individual outcomes if they wanted to. There were free text boxes for respondents to provide more detailed feedback.*



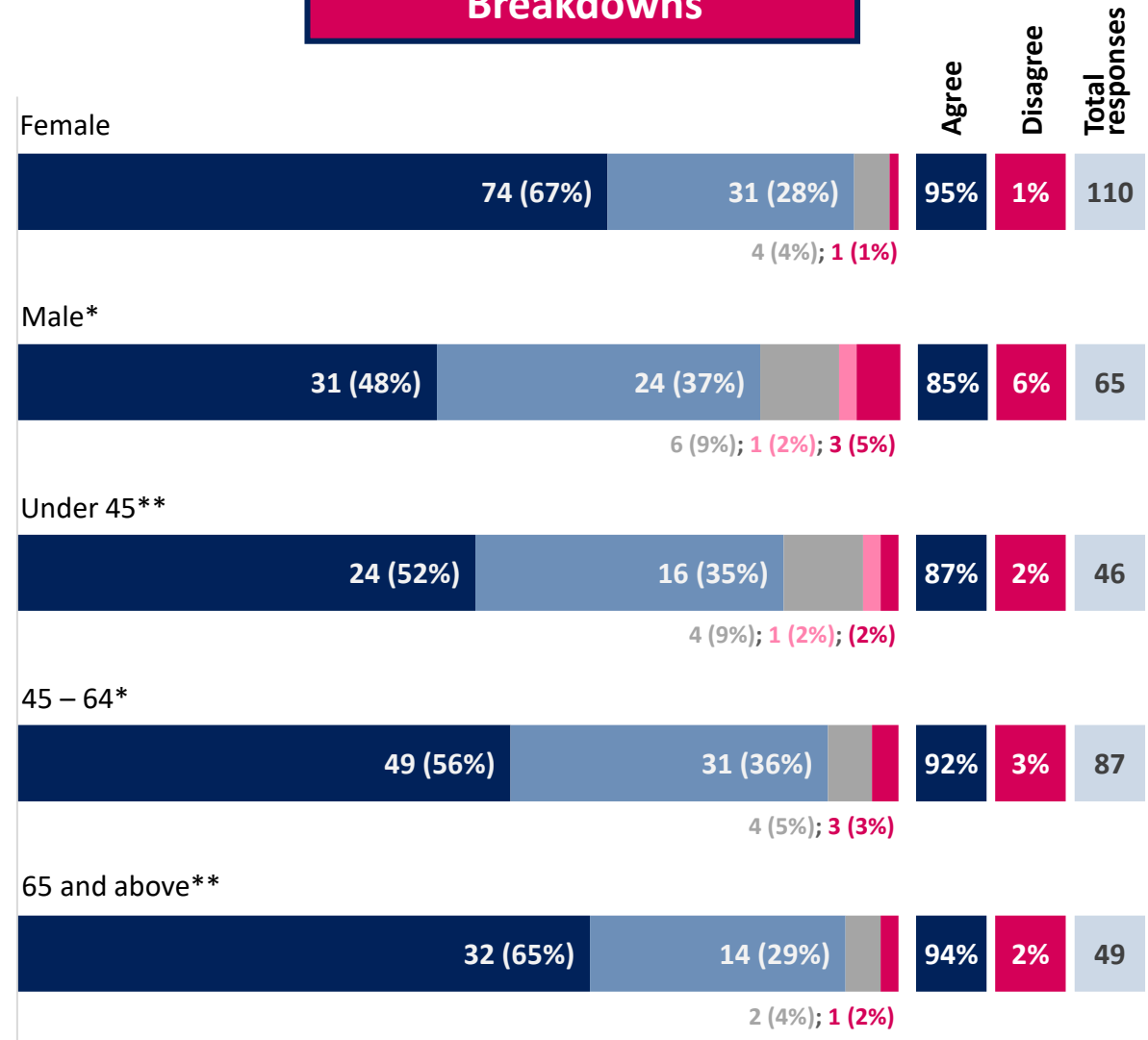
Overall



Key points

- Significant **overall support** (91% total agree)
- **Male** respondents **less** likely to agree than Female (85% to 95% overall), and are also **much less** likely to **strongly agree** (48% of Males compared to 67% Females)
- Levels of **agreement appear to increase** with age (87% of under-45s agree, going up to 94% of those over 65)

Breakdowns



**Sample size – fewer than 50 respondents *Sample size – fewer than 100 respondents



Priority 3 Creating safe and stronger communities - outcomes



Overall

“Build resilience in our residents and communities...”



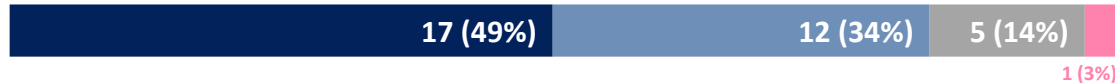
“Keep residents in the city safe from the risk of fire...”



“Reduce the harm to community safety from drugs and alcohol”



“Protecting our vulnerable adults in society from being scammed...”



“Further develop collaborative partnerships [...] to support evidence...”



“Develop data and intelligence gathering to enhance understanding of crime...”



“Work together to minimise the risks caused by radicalisation and extremism”



“Strengthen our collective responses to address all forms of anti-social behaviour...”



Strongly agree Agree Neither Disagree Strongly disagree

4 (10%); 1 (2%)

Agree	Disagree	Total responses
88%	3%	34
91%	6%	32
75%	5%	44
83%	3%	35
94%	0%	33
79%	3%	33
74%	0%	31
88%	2%	41

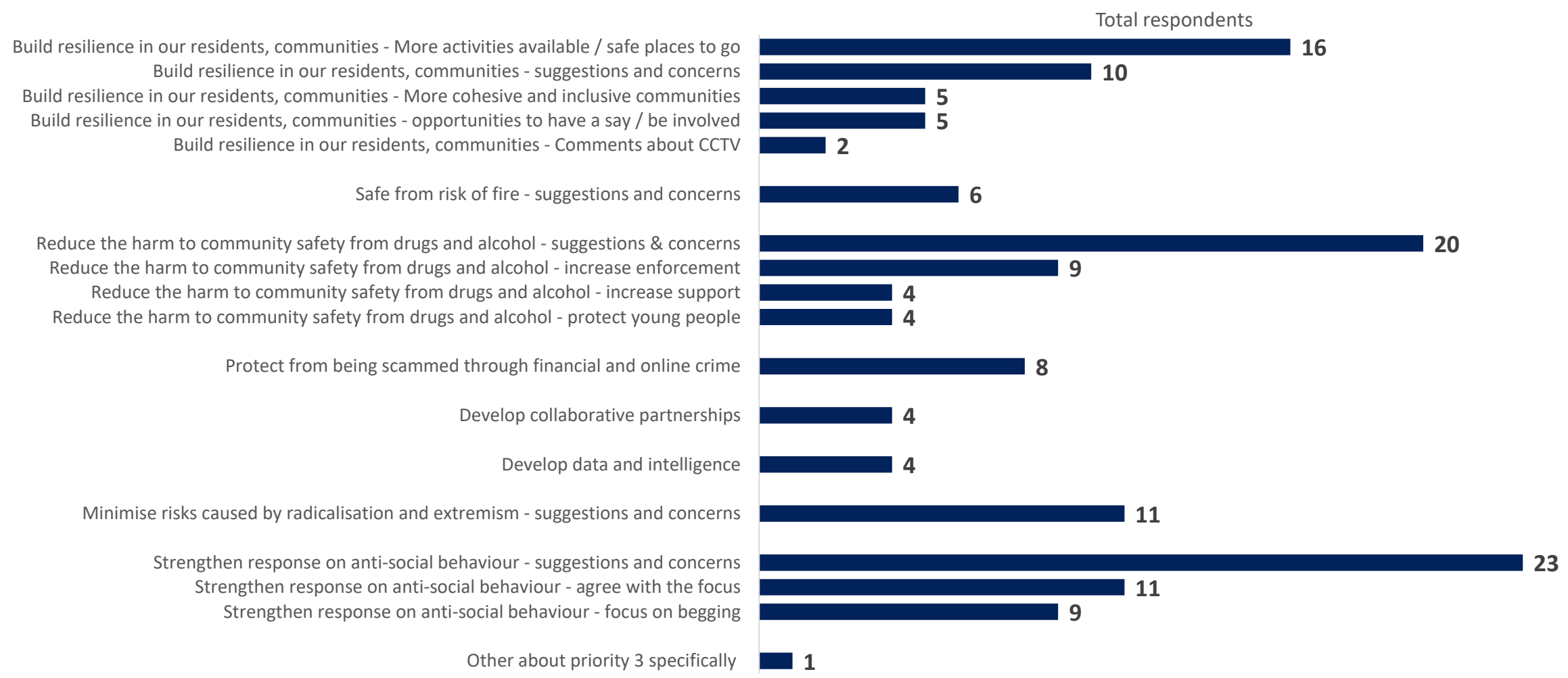
Key points

- **Good** support across all outcomes but some much higher than others (between 74% and 94% total agree per outcome)
- **Outcome 7** (“Work together...”) has the **highest** level of **neither** agree or disagree (26%) and subsequently the **lowest** overall level of **agreement** (74%), but also has the **joint-lowest disagreement** (0%)
- Count of **responses** for **all** outcomes are too small for **viable demographic breakdown** analysis (note, outcome questions were routed, which may explain some of the difference in levels of response with the main priority questions)



A total of 87 respondents provided a comment on Priority 3.

Comment themes





Overall feedback and impacts

As part of the last section within the questionnaire, respondents were asked for overall feedback and the impact of the proposals. The following slides in this section detail the feedback provided. Questions were asked on:

- Whether the draft strategy is easy to understand
- Whether the draft strategy provides sufficient information
- An opportunity to highlight any parts that were not understood or needed more information
- The impacts on you, your business and the wider community
- Final comments

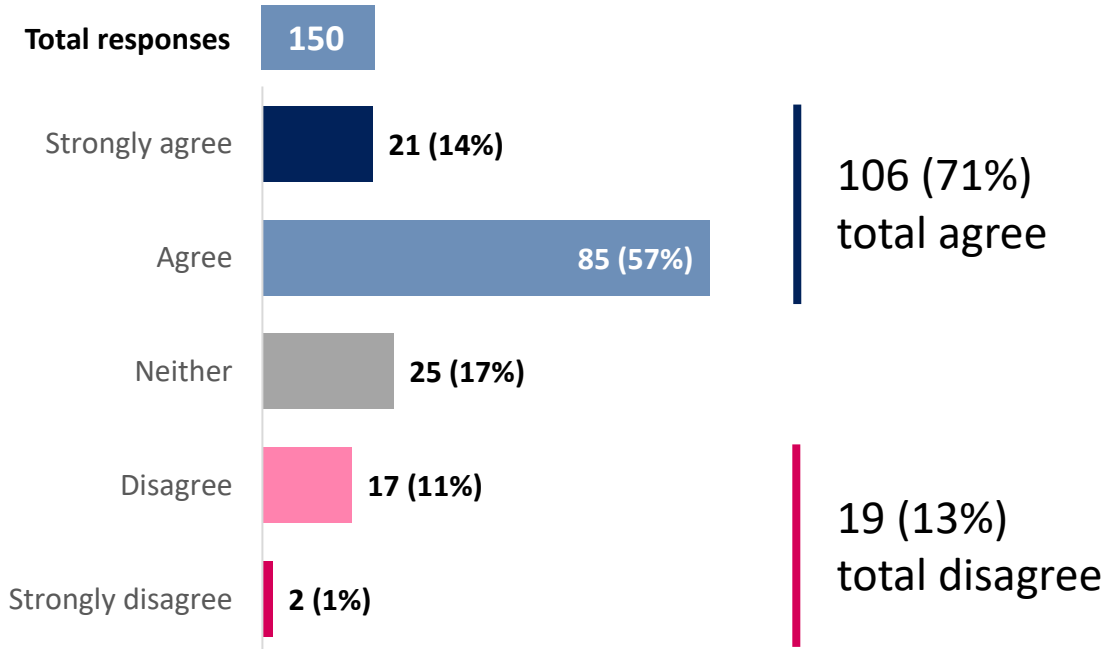




Overall “The draft strategy is easy to understand”



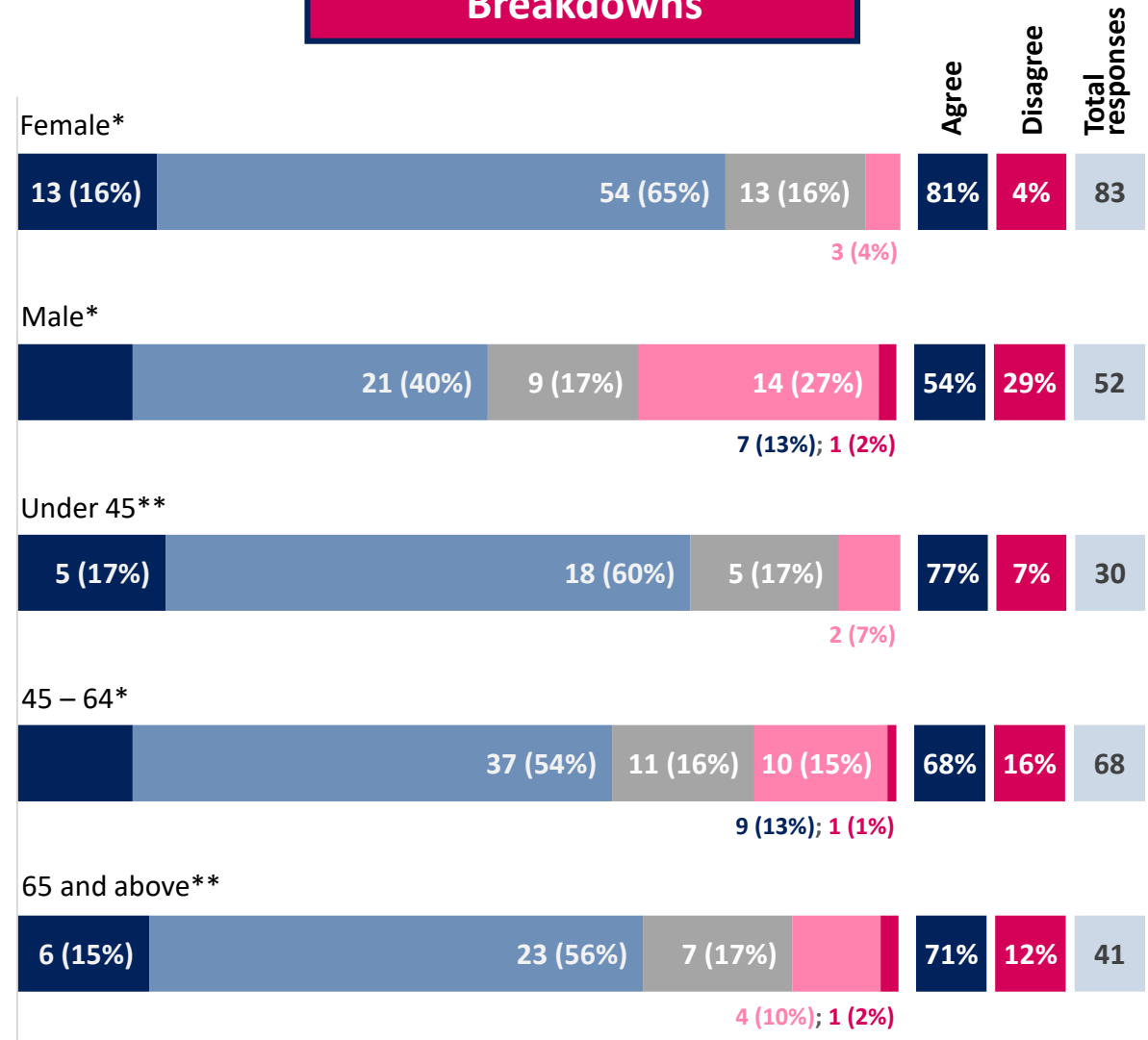
Overall



Key points

- Good **overall support** (71% total agree)
- Significantly **lower** numbers of **Male** respondents agreed overall (54%) than **Female** (81%), and **Male** respondents also much more likely to **disagree** overall (29% compared to 4%)
- **Lower** agreement (71%) compared to levels of agreement with the **Priorities**.

Breakdowns



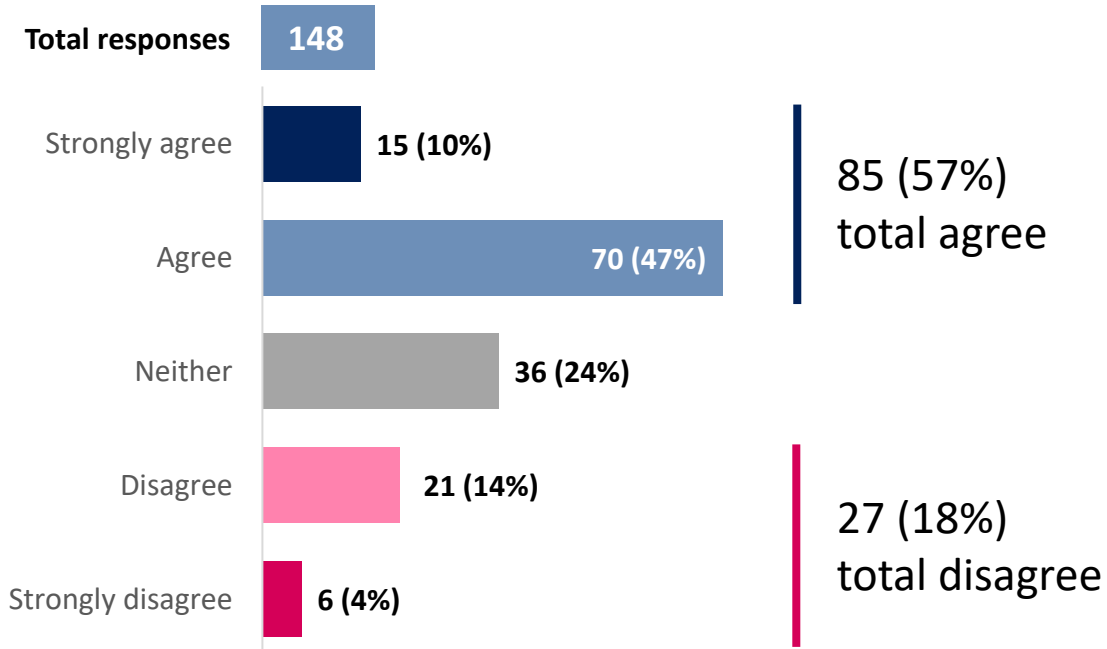
**Sample size – fewer than 50 respondents *Sample size – fewer than 100 respondents



Overall “The draft strategy provides sufficient information”



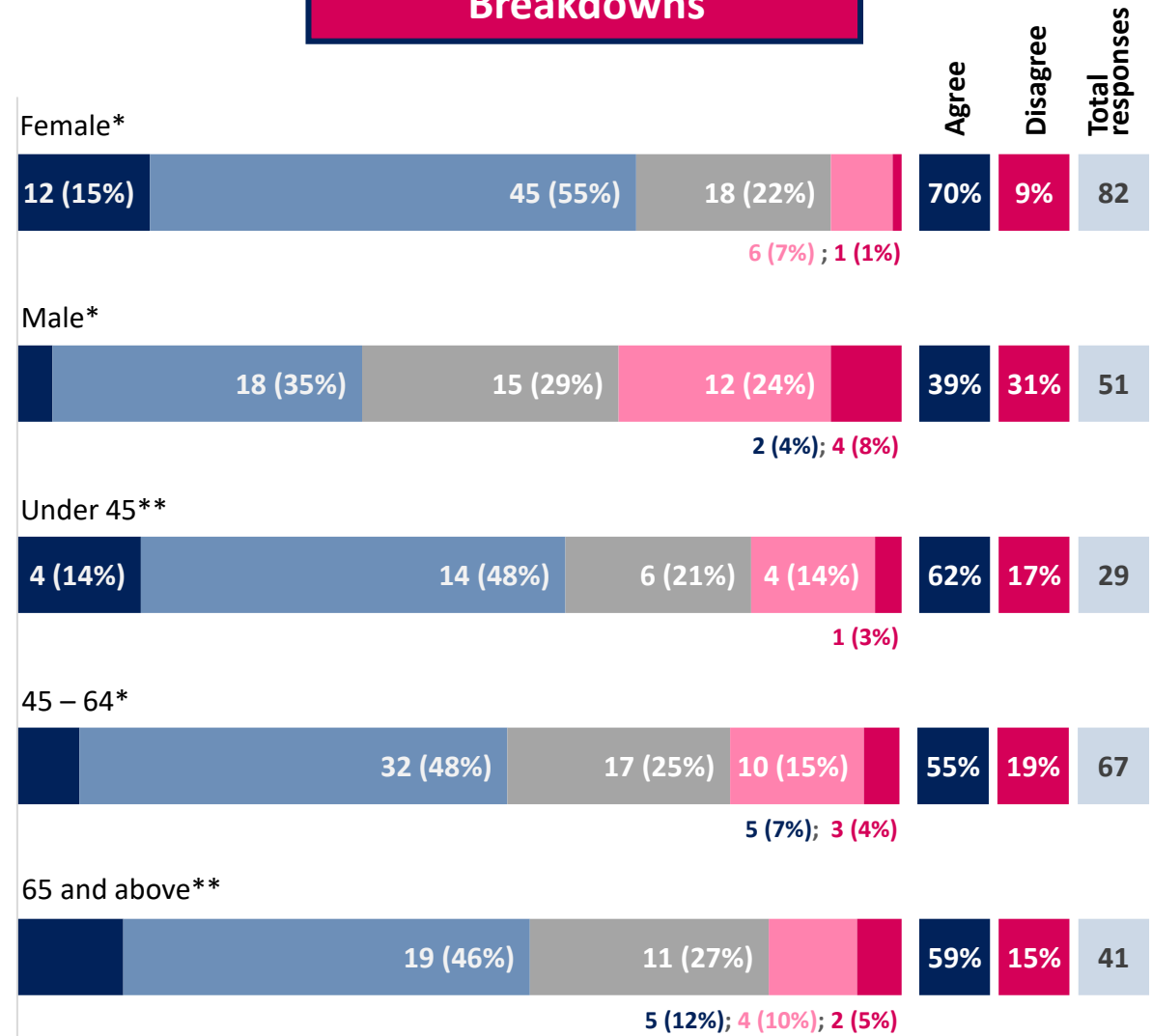
Overall



Key points

- Overall **support** (57% total agree) is the **lowest overall** total in the consultation
- 24% responded **neither** agree or disagree
- Male** respondents significantly **less** likely to **agree** (39%), and are **much more** likely to respond either **neither** or **disagree** (61%)

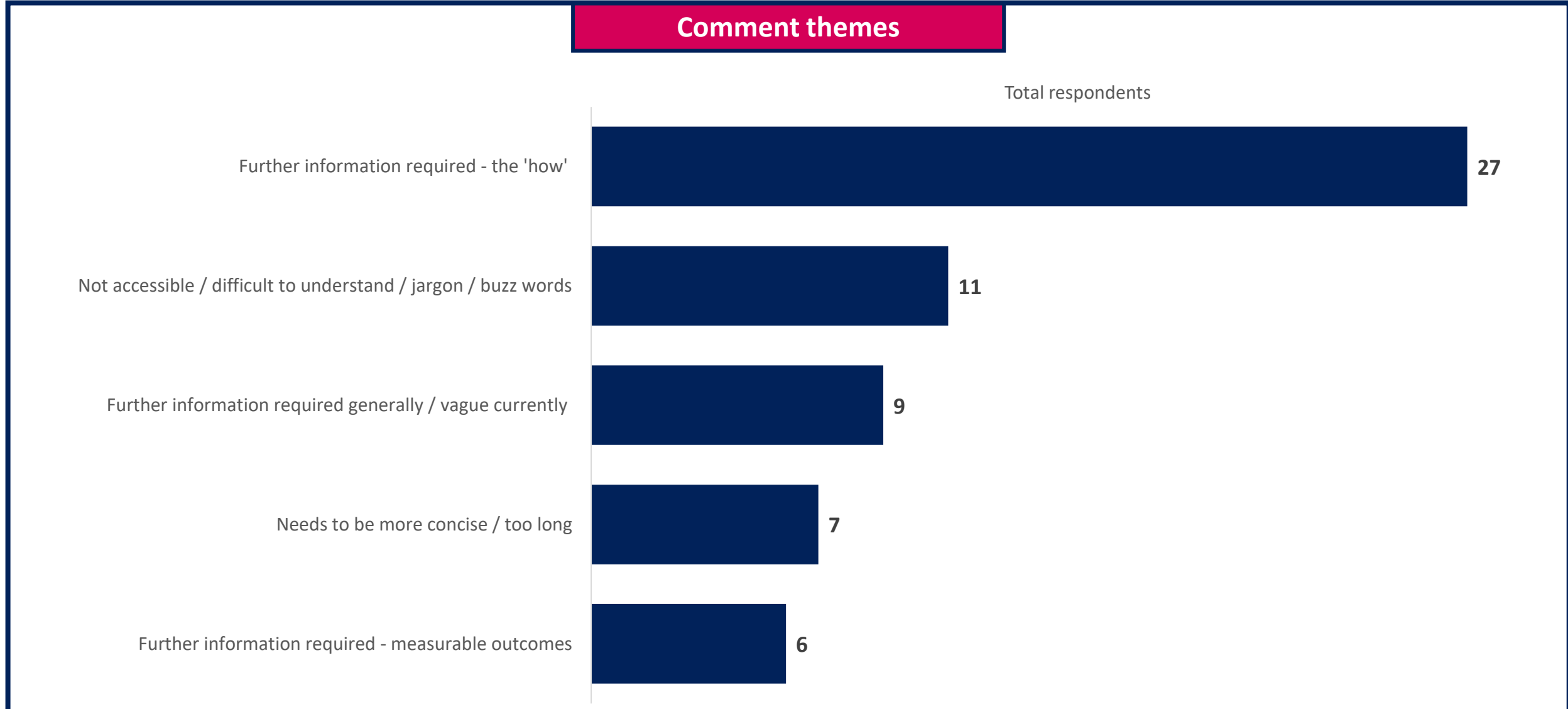
Breakdowns



**Sample size – fewer than 50 respondents *Sample size – fewer than 100 respondents

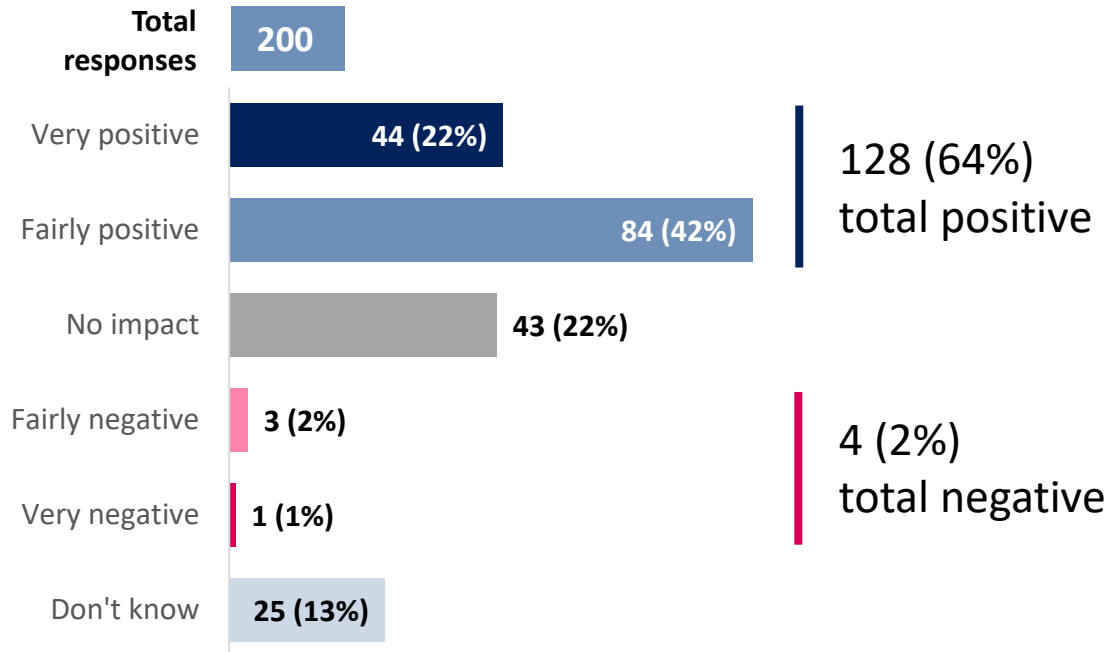


A total of 43 respondents provided a comment about reading the strategy.





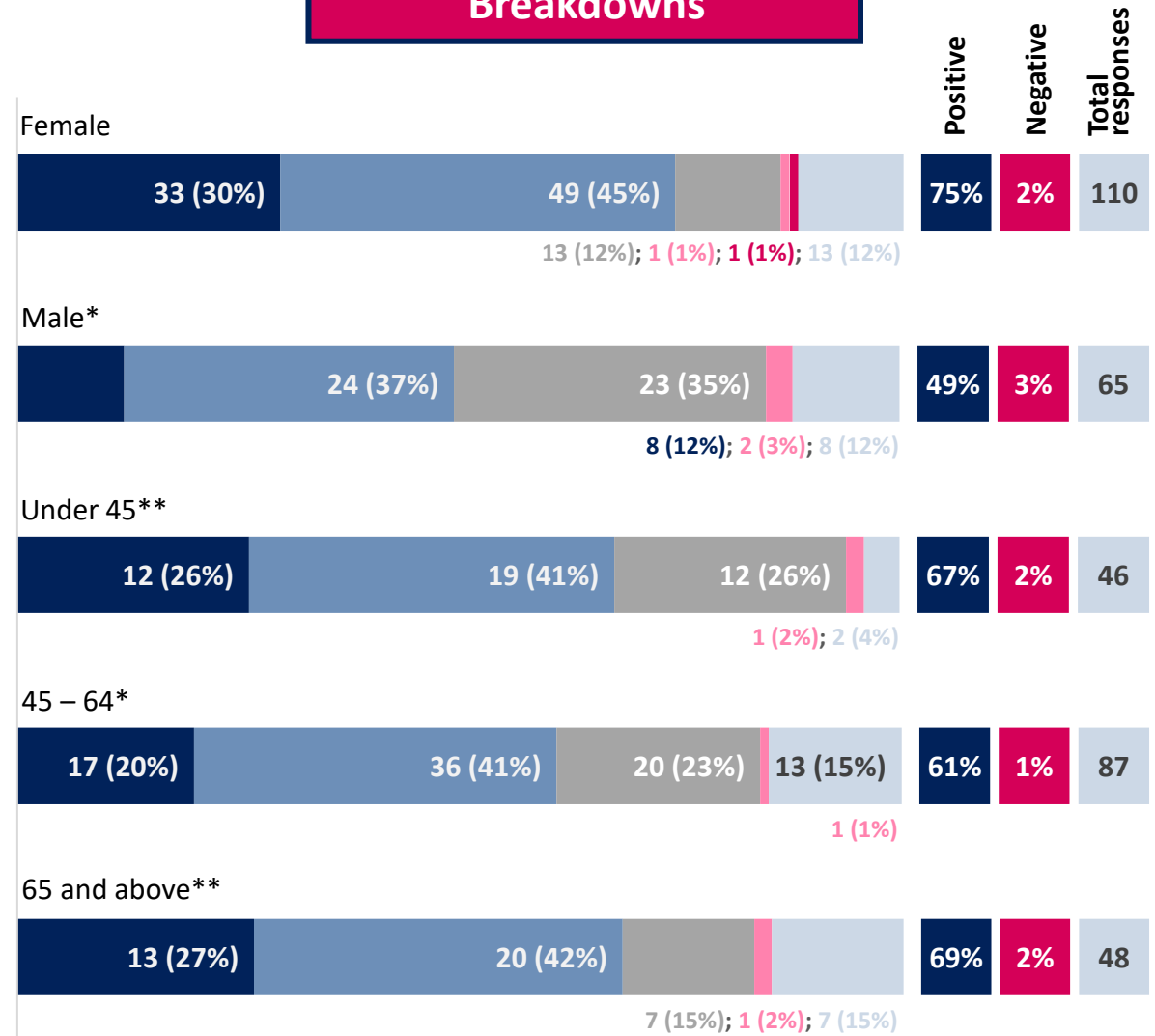
Overall



Key points

- Good overall support (64% total positive)
- Over one third responses are no impact/don't know (35%)
- Nearly half (47%) of Males responded either no impact/don't know (47%)
- Positive impacts reported strongest among Females (75%)

Breakdowns

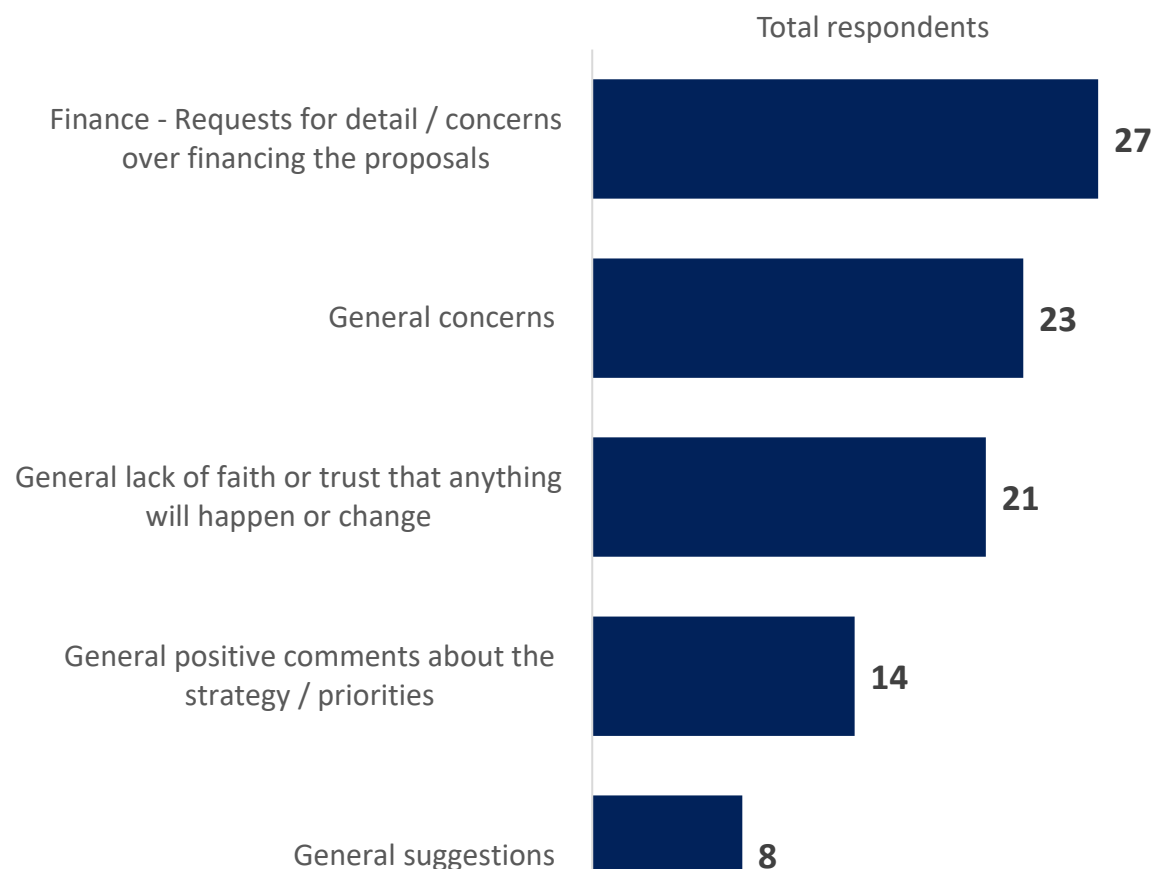


**Sample size – fewer than 50 respondents *Sample size – fewer than 100 respondents



A total of 64 respondents provided a comment more generally about the strategy as a whole and 83 provided suggestions for additional priorities.

General Comment themes



Suggested priorities

